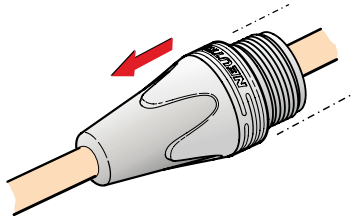




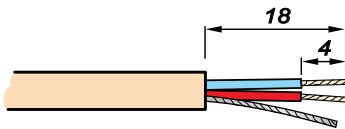
Assembly Instruction

Neutrik NC5FXX

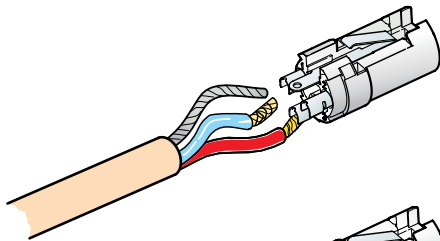
Ⓐ



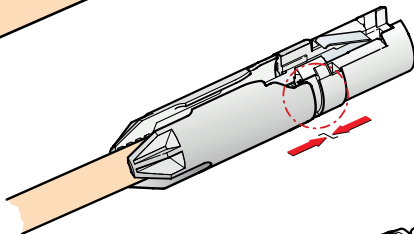
Ⓑ



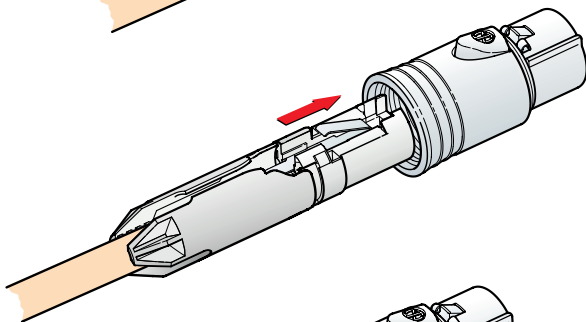
Ⓒ



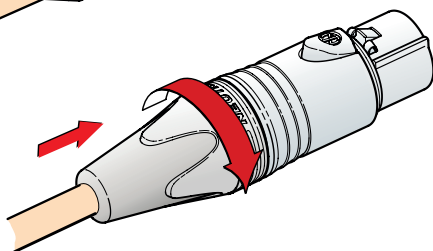
Ⓓ



Ⓔ



Ⓕ



Ⓐ *Slide the boot onto the cable.*

Ⓑ *Prepare cable as shown.*

Ⓒ *Insert wires into the terminals and solder them.*

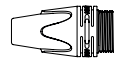
Ⓓ *Put chuck onto the cable.*
Attention: Pay attention to the guiding key.

Ⓔ *Slide insert and chuck together into the housing.*

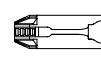
Ⓕ *Finish the installation by turning the bushing onto the connector.*

ORDER OF ASSEMBLY

NC*FXX



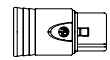
bushing



chuck



insert



housing

NC*MXX

