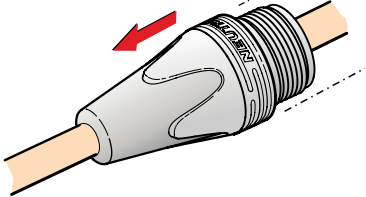
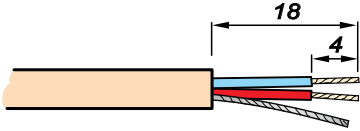
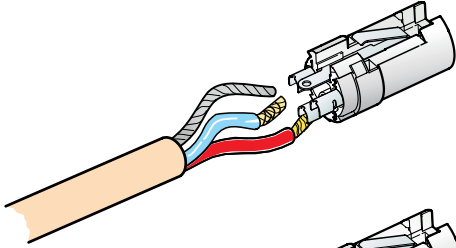
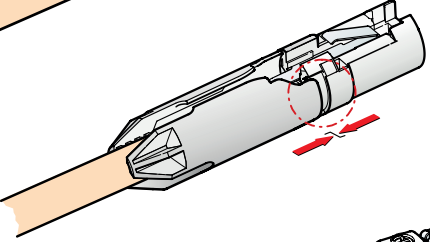
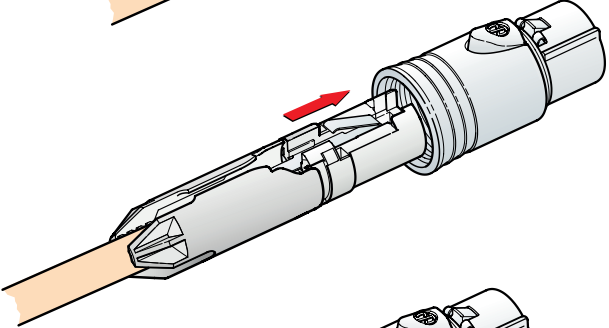
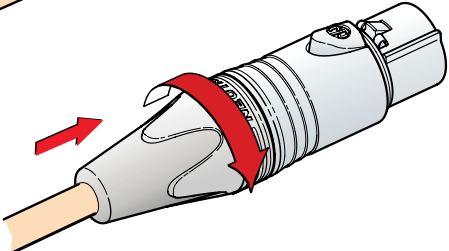




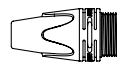
Assembly Instruction

Neutrik NC3MXX-B

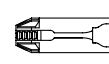
- (A)**  Slide the boot onto the cable.
- (B)**  Prepare cable as shown.
- (C)**  Insert wires into the terminals and solder them.
- (D)**  Put chuck onto the cable.
Attention: Pay attention to the guiding key.
- (E)**  Slide insert and chuck together into the housing.
- (F)**  Finish the installation by turning the bushing onto the connector.

ORDER OF ASSEMBLY

NC*FXX



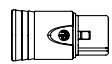
bushing



chuck



insert



housing

NC*MXX

