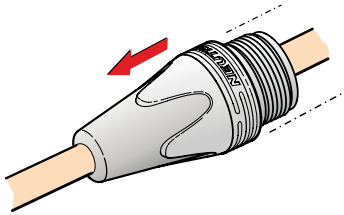




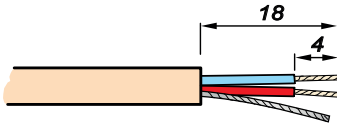
Assembly Instruction

Neutrik NC5MXX-BAG

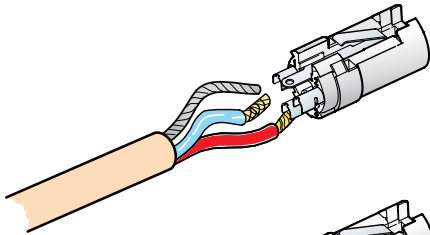
A



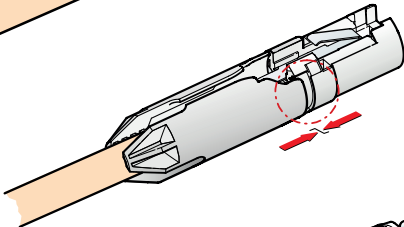
B



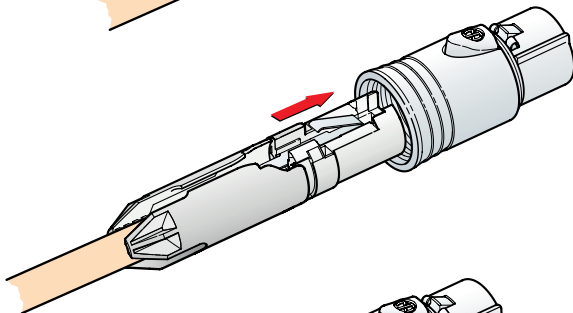
C



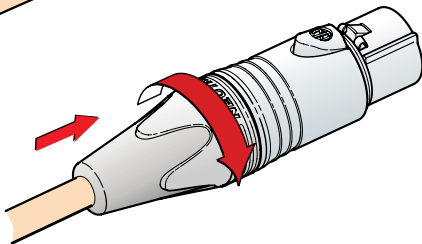
D



E



F



A Slide the boot onto the cable.

B Prepare cable as shown.

C Insert wires into the terminals and solder them.

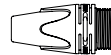
D Put chuck onto the cable.
Attention: Pay attention to the guiding key.

E Slide insert and chuck together into the housing.

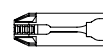
F Finish the installation by turning the bushing onto the connector.

ORDER OF ASSEMBLY

NC * FXX



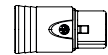
bushing



chuck



insert



housing

NC * MXX

