




Assembly Instruction

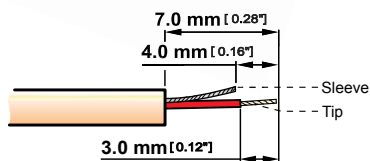
Rean NYS231 3.5mm Stereo Plug

Ⓐ



Ⓐ Slide the boot and tube onto the cable.

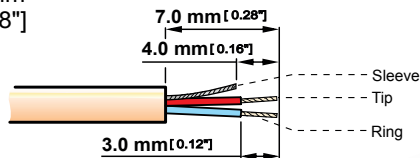
NYS226



Cable O.D.
2.0 - 4.5 mm
[0.08 - 0.18"]

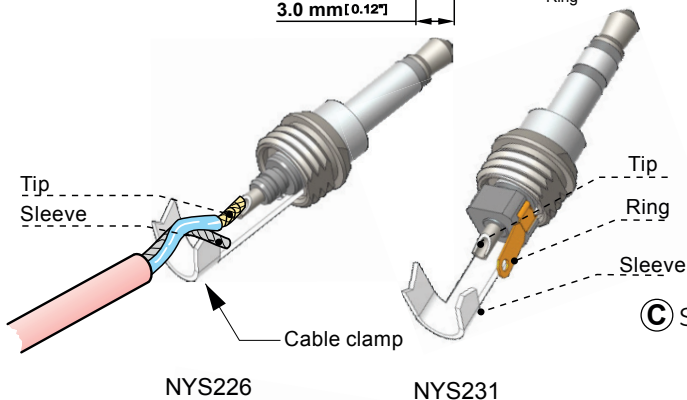
Ⓑ

NYS231




Ⓑ Prepare cable as shown.

Ⓒ



Ⓒ Solder the wires and clamp the cable.

Ⓓ



Ⓓ Slide the boot and tube up to the thread and tighten it.

Ⓔ



Ⓔ Finish

3.5mm Plugs NYS Series:
Find more details on
www.rean-connectors.com